

# GunJet Spray Guns

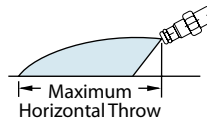


**For spot spraying, tree spraying, livestock spraying and power washing at pressures from 30 to 800 PSI.**


To operate spray gun, handle is rotated 360° from shutoff to maximum flow position. As handle is turned, spray changes from initial cone spray through intermediate cone spray to straight stream. Spray tips are interchangeable orifice discs made of corrosion- and erosion-resistant stainless steel.

PART NUMBER	ORIFICE DISC NUMBER	PERFORMANCE	LIQUID PRESSURE IN PSI			
			100 PSI		800 PSI	
			A	C	A	C
<b>SPRAY GUNS</b>						
AA2-20	AY-SS 20	Capacity – GPM	.53	.90	1.5	2.5
		Max. Vert. Throw – ft.	—	25	—	33
		Max. Horiz. Throw – ft.	6	35	8	42
AA2-30	AY-SS 30	Capacity – GPM	.79	1.4	2.2	4.0
		Max. Vert. Throw – ft.	—	27	—	3.4
		Max. Horiz. Throw – ft.	7	38	9	45
AA2-45	AY-SS 45	Capacity – GPM	1.2	2.3	3.4	6.5
		Max. Vert. Throw – ft.	—	30	—	36
		Max. Horiz. Throw – ft.	8	41	9	48
AA2-60	AY-SS 60	Capacity – GPM	1.6	3.6	4.5	10
		Max. Vert. Throw – ft.	—	32	—	40
		Max. Horiz. Throw – ft.	9	44	10	52
AA2-90	AY-SS 90	Capacity – GPM	2.3	4.9	6.7	14
		Max. Vert. Throw – ft.	—	35	—	44
		Max. Horiz. Throw – ft.	10	47	12	57
AA2-120	AY-SS 120	Capacity – GPM	3.2	6.4	9.0	17
		Max. Vert. Throw – ft.	—	37	—	48
		Max. Horiz. Throw – ft.	11	49	13	62
AA2-180	AY-SS 180	Capacity – GPM	4.7	11	13	31
		Max. Vert. Throw – ft.	—	37	—	48
		Max. Horiz. Throw – ft.	12	49	14	62
AA143-AL-*2	D2	Capacity – GPM	.36	.36	1.0	1.0
		Max. Vert. Throw – ft.	—	22	—	26
		Max. Horiz. Throw – ft.	10	33	11	35
AA143-AL-*4	D4	Capacity – GPM	.82	.82	2.3	2.3
		Max. Vert. Throw – ft.	—	27	—	32
		Max. Horiz. Throw – ft.	10	36	11	40
AA143-AL-*6	D6	Capacity – GPM	1.7	1.8	4.9	5.1
		Max. Vert. Throw – ft.	—	33	—	38
		Max. Horiz. Throw – ft.	10	46	11	54
AA143-AL-*8	D8	Capacity – GPM	2.8	3.3	8.1	9.4
		Max. Vert. Throw – ft.	—	35.5	—	42
		Max. Horiz. Throw – ft.	10	54	11	60
AA143-AL-*10	D10	Capacity – GPM	3.9	4.9	11.2	13.9
		Max. Vert. Throw – ft.	—	37.5	—	44.5
		Max. Horiz. Throw – ft.	10.5	55	12	62

**SETTING "A"  
WIDE ANGLE  
CONE SPRAY**



**SETTING "C"  
STRAIGHT  
STREAM SPRAY**



### Choice of Materials and Capacities



#### GunJet Number AA2

Overall length 24", weight 3-1/2 pounds, brass. 3/4" garden hose thread (F) inlet connection. Also available in aluminum as GunJet AA2-AL, weight 1-1/4 pounds.



#### GunJet Number AA2A

Overall length 15", weight 2-1/2 pounds, brass. 3/4" garden hose thread (F) inlet connection. Also available in aluminum as GunJet AA2A-AL, weight 1 pound. Same design as GunJet AA2

#### How to Order:

For complete gun, specify spray gun number and material. Example: AA2-20, Brass or AA2-AL20, Aluminum  
To order orifice disc only, specify orifice disc number. Example: AY-SS 20



#### GunJet Number AA143

Overall length 22-1/4", weight 1-1/4 pounds and only available in aluminum. Inlets are available with 3/4" or GH (Garden Hose) female threads.

#### How to Order:

Examples: AA143-AL-3/4-6 AA143-AL-GH-6  
To order orifice disc only, specify orifice disc number. Example: D2

SPRAY GUNS


**GunJet Spray Guns**



**AA43 GunJet**

Designed and built for heavy duty service. Stem extends through extension to valve seat located directly behind orifice disc for drip-free shutoff and instant operating response. Convenient trigger-lock for continuous spraying.

- Number AA43L for operating pressures up to 200 PSI.
- Number AA43H for operating pressures up to 800 PSI.
- Trigger handle control: 1/2" NPT connections.
- Exposed packing nut for easy adjustment of packing.
- Available in aluminum only.



**Type 43L & 43H  
GunJet Spray Guns**

**Hardened Stainless Steel Type D Orifice Discs**

Choose one of five interchangeable orifice disc capacities. Discs are corrosion- and erosion-resistant.




**Hardened Stainless Steel Type DX-HSS Spray Tips**

For spraying trees and other applications where max. spray throw is required. Write for Data Sheet 6990.

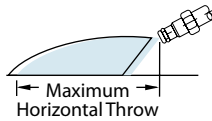


**Type 43A  
GunJet Spray Guns**




**SPRAY GUNS**

**SETTING "A"  
WIDE ANGLE CONE SPRAY**



**SETTING "C"  
STRAIGHT STREAM SPRAY**



**How to Order:**

Specify complete spray gun number and material.  
Example: AA43L-AL4 Aluminum

PART NUMBER	OPERATING PRESSURE RANGE (PSI)	MATERIAL	LENGTH
<b>SPRAY GUNS</b>			
AA43L-AL	Up to 200	Aluminum	22"
AA43H-AL	200 - 800	Aluminum	
AA43LA-AL	Up to 200	Aluminum	13"
AA43HA-AL	200 - 800	Aluminum	

PART NUMBER	ORIFICE DISC NUMBER	PERFORMANCE	LIQUID PRESSURE IN PSI									
			40 PSI		100 PSI		200 PSI		400 PSI		800 PSI	
			A	C	A	C	A	C	A	C	A	C
<b>SPRAY GUNS</b>												
AA43L-AL2 AA43H-AL2	D2	Capacity – GPM	.29	.30	.45	.47	.54	.66	.90	.94	1.3	1.3
		Max. Vert. Throw – ft.	—	22	—	22	—	23	—	24	—	26
		Max. Horiz. Throw – ft.	10	32	10	33	10	34	10.5	35	11	35
AA43L-AL4 AA43H-AL4	D4	Capacity – GPM	.60	.61	.92	.94	1.3	1.3	1.8	1.9	2.6	2.7
		Max. Vert. Throw – ft.	—	26	—	27	—	28	—	30	—	32
		Max. Horiz. Throw – ft.	10	36	10	36	10.5	37	11	39	11	40
AA43L-AL6 AA43H-AL6	D6	Capacity – GPM	1.2	1.3	1.9	2.0	2.7	2.9	3.8	4.1	5.3	5.8
		Max. Vert. Throw – ft.	—	31.5	—	33	—	34.5	—	36.5	—	38
		Max. Horiz. Throw – ft.	10	44	10	45	10.5	46	11	48	11	50
AA43L-AL8 AA43H-AL8	D8	Capacity – GPM	2.0	2.5	3.1	3.4	4.4	4.8	6.2	6.8	8.8	9.6
		Max. Vert. Throw – ft.	—	33	—	35.5	—	38	—	40.5	—	42
		Max. Horiz. Throw – ft.	10	45	10	46	10.5	47	11	49	11	51
AA43L-AL10 AA43H-AL10	D10	Capacity – GPM	2.6	3.2	4.1	5.0	5.8	7.1	8.2	10	10.2	14.1
		Max. Vert. Throw – ft.	—	35	—	37.5	—	40	—	42.5	—	44.5
		Max. Horiz. Throw – ft.	10	46	10.5	49	11	50	11.5	52	12	54

## GunJet Spray Guns



### AA30A

Maximum pressure rating of 1,500 PSI (105 bar) with 5 GPM (19 l/min), 200°F (93°C) and 1/4" (F) NPT or BSPT inlet thread. Materials including Nylon handles and trigger guards, forged brass valve bodies, Buna-N or Viton® stem seals, Teflon® valve seats and stainless steel working parts mean long, productive equipment life.

**How to Order:**

Specify model number.  
Example: AA30A-1/4



AA30A-1/4

### AA30L-PP

This new version of the standard AA30L GunJet spray gun is constructed of polypropylene for excellent corrosion resistance. The maximum pressure rating is 150 PSI (10 bar) with flow rates up to 5 GPM (19 l/min). Liquid inlet connection available in 1/4" (F) NPT or BSPT. Wetted parts are polypropylene, stainless steel and Viton.

**How to Order:**

Specify model number.  
Example: AA30L-PP



AA30L-PP

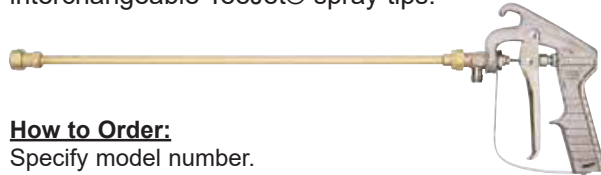
**UPS  
Same Day  
Shipping!**

### AA23L-7676

The AA23L-7676 GunJet spray gun is also available without extension as GunJet spray gun AA23L. Flow rates up to 5 GPM (19 l/min). Maximum operating pressure of 250 PSI (17 bar). Inlet 1/4" NPS (M) thread. Strong aluminum alloy body. When used with extension, the valve stem extends through the entire extension length for drip-free shutoff immediately behind the spray tip. Accommodates all interchangeable TeeJet® spray tips.

**How to Order:**

Specify model number.  
Example: AA23L



AA23L-7676-24

PART NO.	EXTENSION LENGTH
<b>SPRAY GUNS</b>	
AA23L	Without Extension
AA23L-7676-8	8" (203 mm)
AA23L-7676-18	18" (457 mm)
AA23L-7676-24	24" (610 mm)
AA23L-7676-36	36" (914 mm)
AA23L-7676-48	48" (1,219 mm)

### AA30L-22425

The AA30L-22425 GunJet spray gun (shown above) is also available without extension as GunJet spray gun AA30L. Flow rates up to 5 GPM (19 l/min). Maximum operating pressure of 250 PSI (17 bar). Outlet connection is 11/16"–16 TeeJet® thread. Body and trigger molded of tough Nylon. When used with extension, the valve stem extends through the entire extension length for drip-free shutoff immediately behind the spray tip. Accommodates all interchangeable TeeJet spray tips.

**How to Order:**

Specify model number.  
Example: AA30L-1/4



AA30L-22425-8

PART NO.	EXTENSION LENGTH
<b>SPRAY GUNS</b>	
AA30L-1/4	Without Extension
AA30L-22425-8	8" (203 mm)
AA30L-22425-18	18" (457 mm)
AA30L-22425-24	24" (610 mm)
AA30L-22425-36	36" (914 mm)
AA30L-22425-48	48" (1,219 mm)

## TriggerJet Spray Guns





### Model 50800

The 50800 TriggerJet spray gun is a lightweight spray gun designed for use with backpack, canister or other low pressure sprayers. The TriggerJet is made of molded polypropylene for excellent chemical resistance and durability.

- Available with 15" (381 mm) polypropylene or 21" (533 mm) aluminum extension wand.
- Available with 38720-PPB-X18 or X26 adjustable ConeJet® tips with a 30° offset.
- Trigger lock permits locking gun in an open position for continuous flow.
- Maximum operating pressure of 100 PSI (7 bar).
- 1/4" or 3/8" hose shank connection.
- Approximate max. hose O.D.— 1/2" (13 mm).
- Polypropylene strainer located inside handle to prevent tip clogging.



MODEL	DESCRIPTION	INLET CONNECTION	TIP NUMBER
<b>TRIGGERJET SPRAY GUNS</b>			
50800-15-PP-300	159 (381 mm) Polypropylene Extension	1/4" Hose Barb Inlet	 38720-PPB-X18
50800-15-PP-406		3/8" Hose Barb Inlet	
50800-21-AL-300	219 (533 mm) Aluminum Extension	1/4" Hose Barb Inlet	
50800-21-AL-406		3/8" Hose Barb Inlet	
50800-15-PP-300-X26	159 (381 mm) Polypropylene Extension	1/4" Hose Barb Inlet	 38720-PPB-X26
50800-15-PP-406-X26		3/8" Hose Barb Inlet	
50800-21-AL-300-X26	219 (533 mm) Aluminum Extension	1/4" Hose Barb Inlet	
50800-21-AL-406-X26		3/8" Hose Barb Inlet	

### 50800 TriggerJet Less Extension and Tip

- Can be fitted with any standard TeeJet® tip.

MODEL	INLET CONNECTION
<b>TRIGGERJET LESS EXTENSION</b>	
50800-PP-300	1/4" Hose Barb Inlet
50800-PP-406	3/8" Hose Barb Inlet



50800-PP-300

# TriggerJet Spray Guns



## Model 22670


The 22670 TriggerJet spray gun kit combines the 22650 TriggerJet spray gun with an extension wand and the items listed in Features. Maximum pressure rating is 150 PSI (10 bar).

- 22650 TriggerJet spray gun with choice of 1/4" or 3/8" hose shank and a 1/4" NPT or BSPT (F) thread inlet connection.
- Trigger lock permits locking gun in an open position for continuous flow (optional).
- 22665 extension wand with choice of 15" (381 mm) or 24" (610 mm) lengths.
- 38720-PPB-X8 adjustable ConeJet® spray tip with Viton® O-ring.
- CP22673-PP 45° and CP22664-PP straight adapters (other capacities available).
- Accepts all standard TeeJet spray tips and tip strainers.



### How to Order:

Specify model number.  
Example: 22670-PP-15-1/4

MODEL	EXTENSION LENGTH	INLET CONNECTION	TIP NUMBER
<b>TRIGGERJET SPRAY GUNS</b>			
22670-PP-15-1/4	15" (38 cm)	1/4" (F)	 38720-PPB-X8 (Standard nozzle shipped w/TriggerJet)
22670-PP-15-300	15" (38 cm)	1/4" Hose Shank	
22670-PP-15-406	15" (38 cm)	3/8" Hose Shank	
22670-PP-24-1/4	24" (61 cm)	1/4" (F)	
22670-PP-24-300	24" (61 cm)	1/4" Hose Shank	
22670-PP-24-406	24" (61 cm)	3/8" Hose Shank	

## Model 22650

The 22650 TriggerJet spray gun is a lightweight spray gun designed for use with backpack, canister or other low-pressure sprayers. The TriggerJet is made of molded polypropylene for excellent chemical resistance and durability.

- Choice of 1/4" or 3/8" hose shank and 1/4" NPT thread inlet connection.
- Replaceable diaphragm made of Viton.
- Trigger lock permits locking gun in an open position for continuous flow (optional).
- Maximum operating pressure of 150 PSI (10 bar).
- Accepts all standard TeeJet spray tips and tip strainers.

### How to Order:

Specify model number.  
Example: 22650-PP-1/4

MODEL	INLET CONNECTION
<b>TRIGGERJET SPRAY GUNS</b>	
22650-PP-1/4	1/4" (F)
22650-PP-300	1/4" Hose Shank
22650-PP-406	3/8" Hose Shank



SPRAY GUNS

**ConeJet Adjustable Spray Tips**



**5500-PP**

The 5500 adjustable ConeJet tip is also available in a polypropylene version. The polypropylene tip has the same performance characteristics as the brass tip and provides excellent chemical resistance. O-Ring: EPDM is standard, Viton® is optional.



**5500**

Knurled body of tip rotates through a half turn to provide spray selection from wide angle, finely atomized cone spray to a straight stream spray. Tip settings "A" and "B" represent two extreme points of rotation in tip adjustment.



**38720-PP**

Provides adjustable spray from solid stream to a hollow cone pattern. Made of polypropylene material for excellent chemical resistance. Fits any 11/16"-16 TeeJet® male thread bodies .30° offset from horizontal incorporated into main tip body.



SPRAY GUNS

**Extensions for Valves and Spray Guns**

**22665 Extension Wand**

For low volume and spot spraying applications. Available in both 15" and 24" (38 cm and 61 cm) lengths, the extension fits on 25657-NYB adapter. Maximum pressure 150 PSI (10 bar).

22665



**CP22673-PP & CP22664-PP Adapters**

Used for attaching standard TeeJet tips or adjustable ConeJet nozzles.

CP22664-PP



CP22673-PP

**TriggerJet® Extension**

22665-PP is for use with 22650-PP TriggerJet spray gun. Maximum pressure rating of 150 PSI (10 bar). Available in 15" and 24" (38 and 61 cm) lengths.



22665-PP

**Straight and Curved Extensions**

4673 and 6671—for pressures to 125 PSI (9 bar). 7715—for pressures to 250 PSI (17 bar). Fits models 23L and 31 GunJet® spray guns and trigger valves.

STRAIGHT FIXED BODY	CURVED SWIVEL BODY	CURVED FIXED BODY	EXTENSION LENGTH
<b>EXTENSIONS</b>			
7715-8	4673-8	6671-8	8" (203 mm)
7715-18	4673-18	6671-18	18" (457 mm)
7715-24	4673-24	6671-24	24" (610 mm)
7715-30	4673-30	6671-30	30" (762 mm)
7715-36	4673-36	6671-36	36" (914 mm)
7715-48	4673-48	6671-48	48" (1,219 mm)



4673

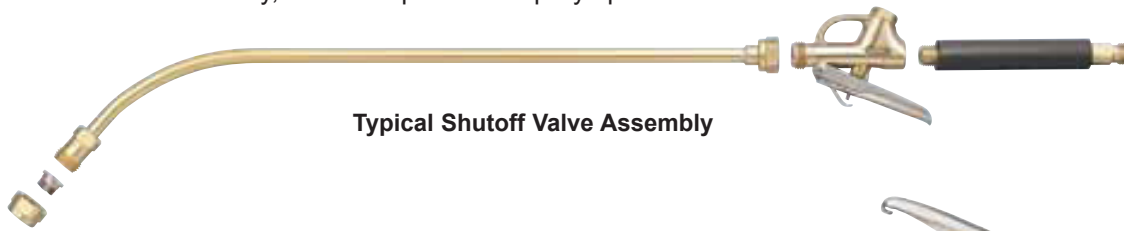


7715

## Shutoff Valves and Spray Guns



Top quality hand valves for use with spray nozzles, extensions and handles to suit your application needs. Hand valve assemblies may be made from parts shown on this page. The "typical assembly" shown below includes 4727 handle, 4688 valve, 4673-8 curved extension with swivel body, TeeJet cap and flat spray tip.



Typical Shutoff Valve Assembly

### AA31 for pressures up to 500 PSI (35 bar)

Comfortable palm fitting gun. For use with any TeeJet spray tip. 1/4" NPS (M) inlet connection.

Forged brass body and nickel-plated steel trigger. Teflon® valve seat and packing, stainless steel valve stem. Weight 12 oz.(0.34 kg). Also supplied as 31-1/4F with 1/4" NPT (F) inlet connection.



AA31

### Valves



4688

**4688 Trigger Valve** w/trigger lock. Max. flow rate 2 GPM (7.6 l/min), max. pressure of 250 PSI (17 bar). 1/4" NPT (F) inlet connection, 11/16"-16 (M) outlet connection. Use with TeeJet and ConeJet® tips, adjustable ConeJet tips or MulteeJet® tips. Brass material.




6104

**6104 Trigger Valve** with trigger lock. Same as 4688 except with 1/4" NPT (F) inlet and outlet connections. Brass material



6466

**6466 Trigger Valve**, same as 4688, less trigger lock, with extra long trigger. Brass material.



6590

**6590 Trigger Valve**, same as 6104, less trigger lock, with extra long trigger. Brass material.

### Valve Handles

(Choice of valve handles—for above valves)

Outlet connections are 1/4" NPT (M) to fit 1/4" NPT (F) inlets of all valves shown. Choice of types for every need.



4727

**4727 Sure Grip Handle**, brass, rubber-covered, 1/4" NPS (M) hose inlet connection.



4754

**4754 Sure Grip Handle**, brass, rubber-covered, 3/4" garden hose thread (F) inlet connection.